



**SOLID**  
TO SUCCEED

**AS**

# TELESCOPIC BOOM LIFT

## XGS16K

Comply with AS

### Standard configuration

- Dual-entry platform with full-open gate
- Cold start components
- Engine air pre-filter assembly
- Engine condition monitoring and start protection device
- Axle oscillation
- 4-wheel drive
- Lowering and motion alarm
- Tilt alarm
- Overload alarm
- Emergency stop devices on platform and chassis
- Emergency power unit
- Axle oscillation pressure detection system
- 4-wheel braking system
- Platform auto leveling
- Proportional joystick control
- Drive enable
- Full-speed traveling motor
- Telematics front-end interface
- Anti-entrapment protection device
- Hydraulic oil cooler
- Hostile environment package
- Thumb rocker steering



Working height  
16 meters



Lift capacity  
272/350Kg



Diesel  
power



### Optional configuration

- Gray filled-type solid tires 836mm×319mm
- Solid tires 835mm×290mm
- Hydraulic generator
- Mechanical anti-entrapment device
- Platform power
- Air pipe connected to platform option
- Tool tray
- Working light assembly
- Fall arrest assembly
- Platform anti-squeeze auxiliary rail
- Platform with half-height mesh

**XCMG FIRE-FIGHTING SAFETY EQUIPMENT CO.,LTD**

No.17 Zhujiang East Road, Hi-Tech Development Zone, Xuzhou, Jiangsu, China  
mewp@xcmg.com

# XGS16K



**SOLID**  
TO SUCCEED

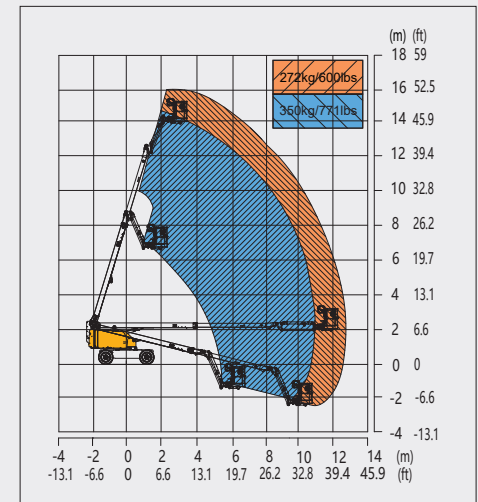
## Telescopic Boom Lift-Engine Powered

Item	Metric	
<b>Dimension</b>		
Overall dimension - stowed	Length	9400mm
	Width	2320mm
	Height	2480mm
Overall dimension - transported	Length	9100mm
	Width	2320mm
	Height	2480mm
Platform dimensions	Length	1830mm
	Width	760mm
	Height	1150mm
Wheelbase	2360mm	
Fly jib length	1850mm	
Min. ground clearance	300mm	

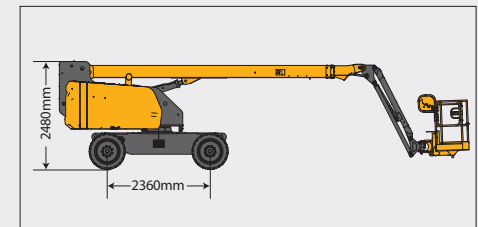
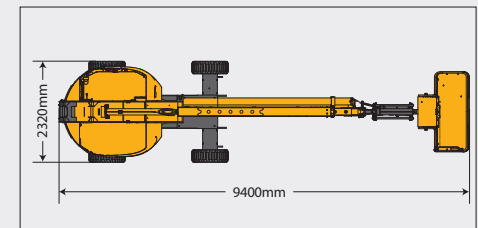
Performance	
Max. working height	16m
Max. platform height	14m
Max. outreach	12.7m
Max. lift capacity	272kg(unlimited)/350kg(limited)
Max. platform occupancy	3
Max. chassis allowable angle	X-5°/Y-5°
Telescopic boom luffing range	-14°~+73°
Fly boom luffing range	-65°~+70°
Turntable rotation	360°
Platform rotation	160°
Total weight	8050kg
Driving speed (stowed)	6 km/h
Driving speed (raised or extended)	0.6 km/h
Min. turning radius (inside/ outside)	2400mm/4700mm
Turntable tailswing (stowed)	1120mm
Max. gradeability	45% (24°)

Power source	
Control	12 V DC proportional control
Emergency power supply	12V/110Ah
Engine model	Kubota V2403
Engine-power/ rpm	36.5kW/(2600r/min)
Max. engine torque	158.6N·m/(1600 r/min)
Engine emission standard	China IV
Hydraulic tank capacity	120L
Fuel tank capacity	90L

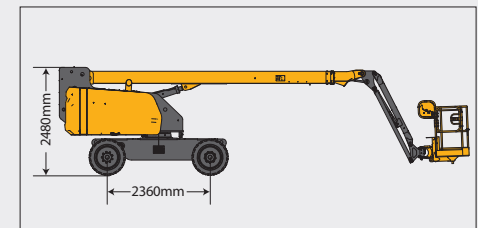
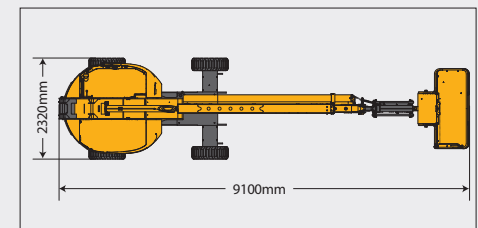
Tire	
Tire size	835mm×290mm
Tire ground pressure	5.51kg/cm <sup>2</sup>
Driving wheels	4
Braking wheels	4
Steering wheels	2



Stowed



Trans



The print does not belong to the contract, nor a part of the commercial contract. We reserve the right to revise the product model, parameters, configuration based on the continuous improvement requirements of the product, without prior notice. Pictures are for reference only, and the specific product shall depend on the real product. The final interpretation rights belong to XCMG.